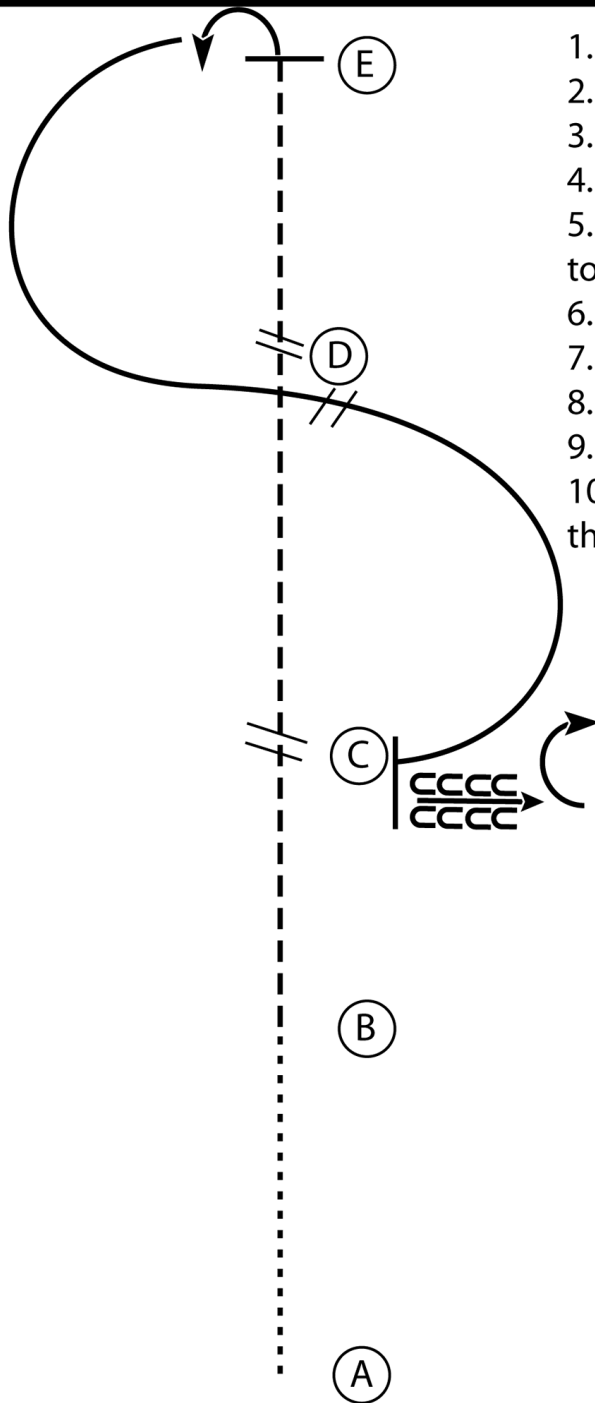


# Western Horse Show Wels

## HSE Amateur AQHA

Show Date:



1. Walk A to B
2. Posting trot on the right diagonal B to C
3. Posting trot on the left diagonal C to D
4. Posting trot right diagonal D to E
5. Stop at E and perform a 90 degree turn to the left
6. Canter a half circle on the left lead to D
7. At D perform a lead change
8. Canter a half circle on the right lead to C
9. At C stop and back 4 steps
10. Perform a 90 degree turn to the right on the forehand

Walk	.....
Trot	- - - - -
Extended Trot	- - - - -
Canter	—————
Leg Yield	
Lead Change	///
Back	←←←←←
Marker	(B)
Sidepass	- - - - -

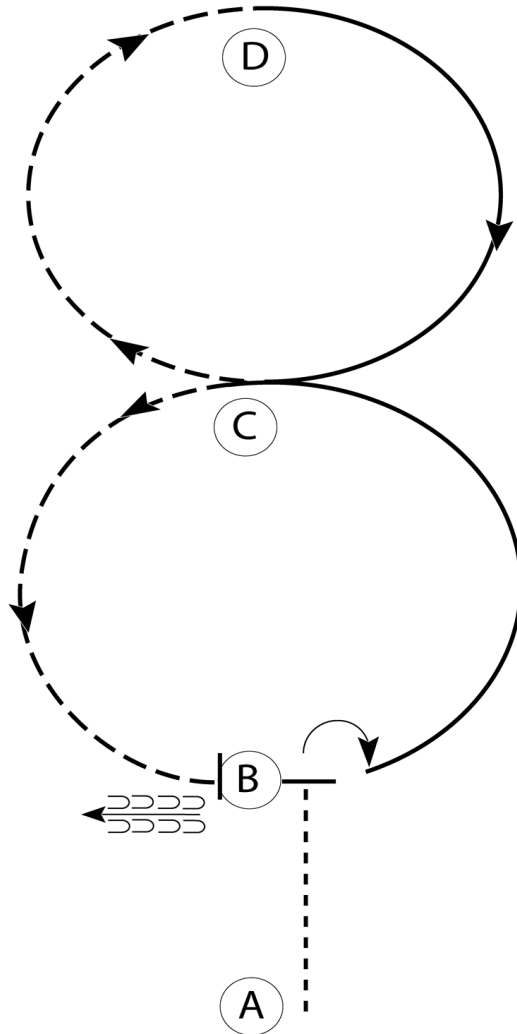
[HSE/3-4]

Pattern Provided by:

# Western Horse Show Wels

## HSE Amateur ZNS

Show Date:



Be ready at A.

1. Walk to B.
2. Stop at B and perform a 90 degree turn to the right on the forehand.
3. Canter on the left lead to C.
4. Posting trot from C to D.
5. Canter on the right lead from D to C.
6. Posting trot from C to B.
7. Stop at B and back one horse length.

Follow the instructions of your ring steward.

Walk	-----
Trot	- - - - -
Extended Trot	—————
Canter	—————
Leg Yield	
Lead Change	↘
Back	←←←←←
Marker	Ⓚ
Sidepass	←---→
Hand Gallop	—————

[HSE/2-13]

Pattern Provided by:

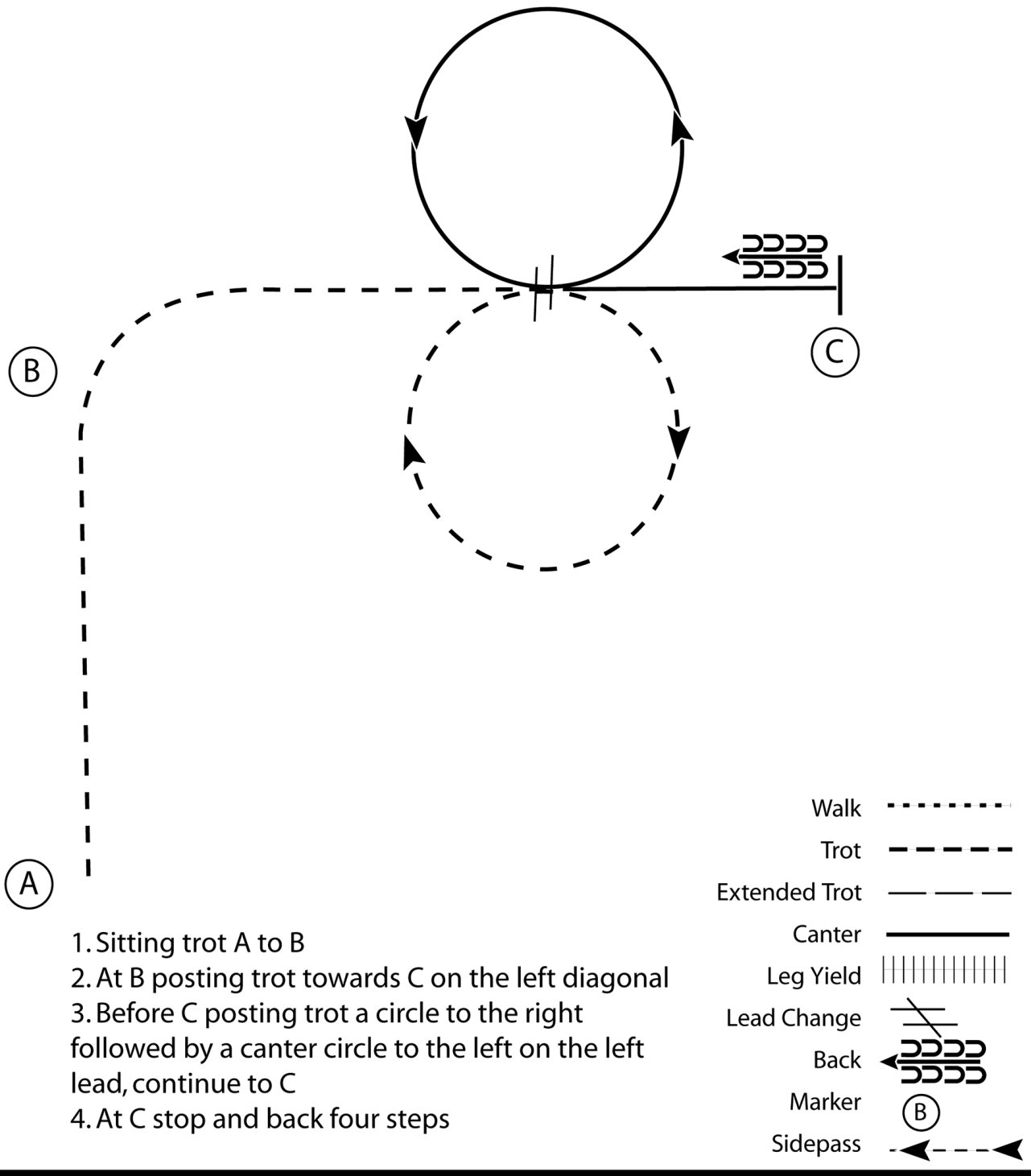
# Western Horse Show Wels

## HSE Youth AQHA

Show Date:

w w w . H o r s e S h o w P a t t e r n s . c o m

w w w . H o r s e S h o w P a t t e r n s . c o m



1. Sitting trot A to B
2. At B posting trot towards C on the left diagonal
3. Before C posting trot a circle to the right followed by a canter circle to the left on the left lead, continue to C
4. At C stop and back four steps

[HSE/1-10]

Pattern Provided by:

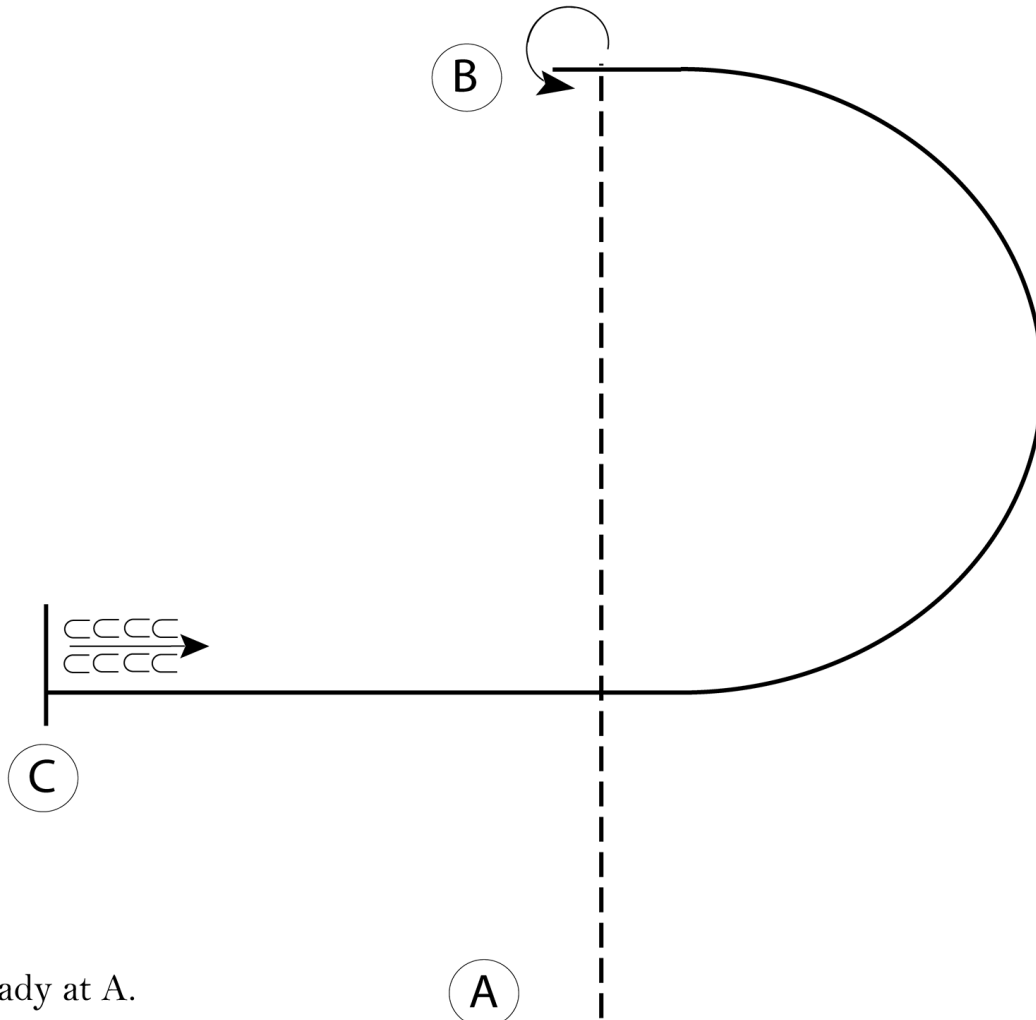
# Western Horse Show Wels

## HSE Youth ZNS

Show Date:

w w w . H o r s e S h o w P a t t e r n s . c o m

w w w . H o r s e S h o w P a t t e r n s . c o m



Be ready at A.

1. Posting trot on the left diagonal from A to B.
2. At B, stop and perform a 270 degree turn on the forehand to the left.
3. Canter on the right lead from B to C.
4. At C stop and back approximately one horse length.

Follow the instructions of your ring steward.

Walk	-----
Trot	- - - - -
Extended Trot	-----
Canter	-----
Leg Yield	
Lead Change	↙ ↘
Back	← ← ← ← ←
Marker	⊙
Sidepass	← - - - - →
Hand Gallop	-----

[HSE/1-30]

**Pattern Provided by:**